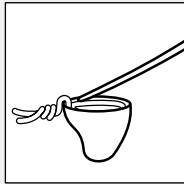


# Manufacturing Process – Shaping Vents with egger LP Modeling Pastes


You will find all products you need for the shaping of vents  
in our extensive product range.

Advantages:

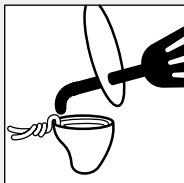
- easy to process
- applicable for all standard UV-polymerizates as well as hard acrylates
- low investment costs




1. Position vent tube with wire



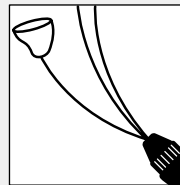
2. Cover vent tube with LP modeling paste



3. Harden LP modeling paste with light pistol  
and remove wire



4. Let the material harden completely in  
LP-Cleaner bath or under inert gas (nitrogen)



5. Glue face-plate, mark vent outlet opening  
using the vent ear light and open it with  
suitable drill